

AFT Informational Packet for Court-Mandated Firearms Safety Training



Please reach out to us, should you have any questions:

(540) 288-4262 - info@shootsafe.org

Table of Contents

Introduction to Handgun Safety (1 Hour, 30 Minutes)	3
<i>Introduction</i>	3
<i>Section 1: Handgun Parts and Operation</i>	3
<i>Section 2: Ammunition</i>	4
Section 3: Using a Handgun Safely	4
<i>Section 4: Operating a Handgun</i>	5
<i>Section 5: Cleaning, Storing, and Transporting a Handgun</i>	6
<i>Section 6: Shooting Fundamentals and Position</i>	7
<i>Comprehensive Final Exam</i>	7
Verifying Student Course Completion	8

Introduction to Handgun Safety (1 Hour, 30 Minutes)

Introduction to Handgun Safety is a robust introduction designed to provide the student with a general overview of firearms safety knowledge. It is comprised of six sections, each of which is followed by a fifteen-question quiz. The student must pass the quiz for each section before they may proceed to the next, and the questions are randomly generated from a rotating question bank in order to ensure testing validity. The course completes with a thirty-question final exam, also drawn from a rotating question bank.

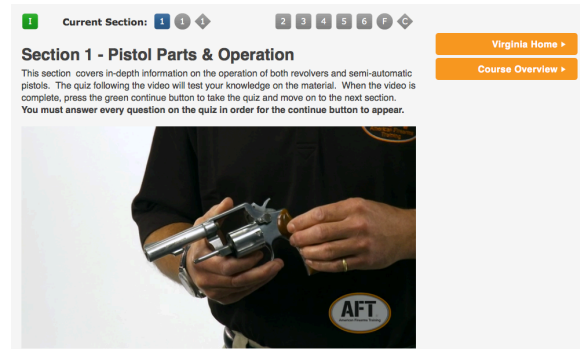
Accompanying the course is a study guide to assist the learner. The study guide can be downloaded when the student registers for the course.

The course flow is as follows:

Introduction

Section 1: Handgun Parts and Operation

- General Handgun Introduction
- Common elements of a firearm
 - Frame, barrel and action
 - Barrel diameter and caliber
 - Trigger, hammer, and firing pin
- Revolvers
 - Definition of a revolver
 - Cylinder, release latch, loading gate
 - Loading, unloading, and firing a revolver
 - Single action vs. double action
 - Cocking & de-cocking a revolver – rendering safe
- Semi-Automatic Pistols
 - Definition of a semi-automatic firearm / pistol
 - Firearm safeties
 - Slide operation
 - Loading a magazine
 - Operating a slide release
 - Unloading – rendering safe
- Firearm safety primer as related to revolvers and semi-automatics



Quiz 1 – Pistol Parts and Operation

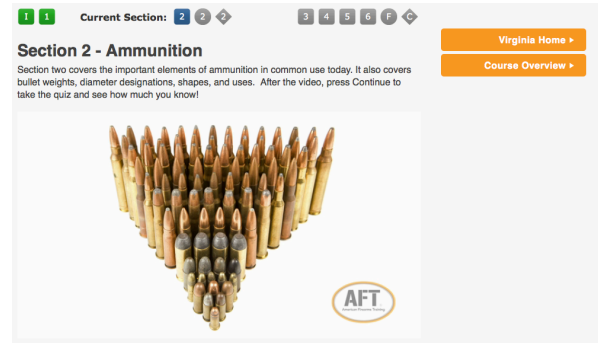
- 15 questions, drawn from a rotating bank

Section 2: Ammunition

- General functionality and popular calibers in use today
- Modern ammunition components
 - Case
 - Projectile/Bullet
 - Powder charge/propellant
 - Primer
- Centerfire vs. Rimfire
- Caliber
 - Caliber vs. MM designations
- Bullet weight
 - Grain weight
- Heavy vs. light bullets
- Bullet shapes
 - Ball rounds
 - Wadcutter rounds
 - Hollowpoint rounds
- +P rounds
- Ammunition safety
 - Three checks
- Most popular rounds in use today

Quiz 2 – Ammunition

- 15 questions, drawn from a rotating bank



Section 3: Using a Handgun Safely

- General shooting safety
- Three major gun safety rules
 - Always keep your firearm pointed in a safe direction
 - The law enforcement laser rule
 - Always keep your finger off the trigger until you are ready to fire
 - Indexing
 - The startle effect
 - The sympathetic response
 - Always keep your firearm unloaded until you are ready to use it
 - Loaded firearms can be a risk to the operator as well as the people around him or her
- Fifteen additional AFT gun safety rules
 - Know the target and what is beyond
 - Know how to use the gun safely

- Be sure the gun is safe to operate
- Use the correct ammunition for your gun
- Wear eye and ear protection whenever possible, plus a ball cap
- Never shoot under the influence of drugs or alcohol
- Store guns so they are inaccessible to unauthorized persons
- Be aware that certain types of shooting activities and firearms require additional safety precautions
- Never attempt to alter a gun unless you are a gunsmith or armorer
- When handing a firearm to another person, ensure that it is pointed in a safe direction
- Store different types of ammunition separately
- If a cartridge fails to fire, wait 30 seconds and keep the firearm pointed in a safe direction
- When loading a semi-automatic firearm, always use the magazine
- Always comply with all local, state, and federal laws
- Never rely solely on a firearm's mechanical safety
- Firing range safety and protocol
 - Range Safety Officer (RSO)
 - Three major range commands
 - Load
 - Commence Fire
 - Cease Fire

Quiz 3 – Using a Pistol Safely

- 15 questions, drawn from a rotating bank

Section 4: Operating a Handgun

- Safe loading and unloading procedures for a single action revolver, double action revolver, and semi-automatic
- Safety brief
- Single Action Revolvers
 - Action Manipulation
 - Loading
 - Firing
 - Unloading
 - Final safety check
- Double Action Revolvers
 - Action Manipulation
 - Loading



- Firing
- Unloading
- Final Safety Check
- Semi-Automatic Pistols
 - Action Manipulation
 - The Magazine
 - Loading
 - Firing
 - Unloading
 - Final Safety Check
- General firearms safety recap

Quiz 4 – Operating a Handgun

- 15 questions, drawn from a rotating bank

Section 5: Cleaning, Storing, and Transporting a Handgun

- Cleaning
 - Fosters reliability and proper functionality
 - Always consult the owner's manual for proper procedures
 - Cleaning implements
 - General cleaning safety rules
- Ensure that the gun is unloaded
- Ensure that there is no open flame present
 - Single Action Revolver Cleaning
 - Double Action Revolver Cleaning
 - Semi-Automatic Pistol Cleaning
- Storing
 - Store in a cool dry environment
 - Store away from ammunition
 - Store in a locked compartment or gun safe whenever possible
- Transporting a Handgun
 - Always consult federal, state, and local laws when transporting a pistol

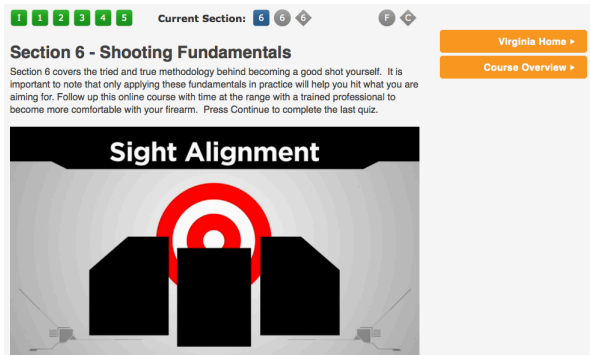


Quiz 5 – Cleaning, Storing, and Transporting a Handgun

- 15 questions, drawn from a rotating bank

Section 6: Shooting Fundamentals and Position

- Always practice safely with a qualified instructor to keep your skills sharp
- Determining the dominant eye for aiming
- Six Shooting Fundamentals
 - Position
 - Grip
 - Breath Control
 - Sight Alignment
 - Trigger Squeeze
 - Follow-Through



Quiz 6 – Shooting Fundamentals and Position

- 15 questions, drawn from a rotating bank

Comprehensive Final Exam

The last quiz section is followed by a comprehensive final exam, which covers all topics presented in the course.


- 30 questions, drawn from a rotating bank
- Must be passed to complete the course.

Verifying Student Course Completion


To verify that the student has completed the course, simply point a browser to concealedcarryonline.com/verify. Simply type in the student's certificate number and their zip code listed on their certificate of completion.

The system will display a certificate holder's full name to verify that they have completed the course





[AFT HOME](#) [ABOUT](#) [FAQ](#) [CONTACT](#) [LOG IN](#)



ONLINE GUN SAFETY TRAINING

Verify

Introduction to Pistol Safety is taught by Phillip Ritchie, a retired state law enforcement certified instructor. If you have additional questions about his credentials, please give us a call at (540) 288-4262.

Use this form to verify that a certificate has been issued by us. Enter the certificate number and zip code from the certificate, and we'll tell you if it's a valid, and to whom it belongs.

Certificate Number

Required

Zipcode

Required

Verify

Get Started!

State Courses

This page left intentionally blank.